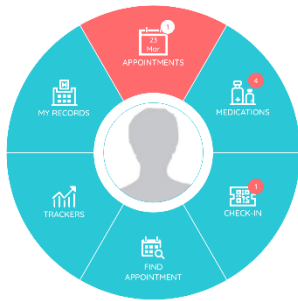
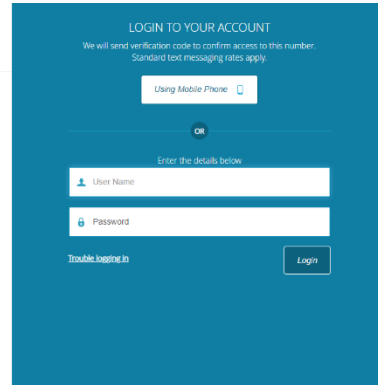
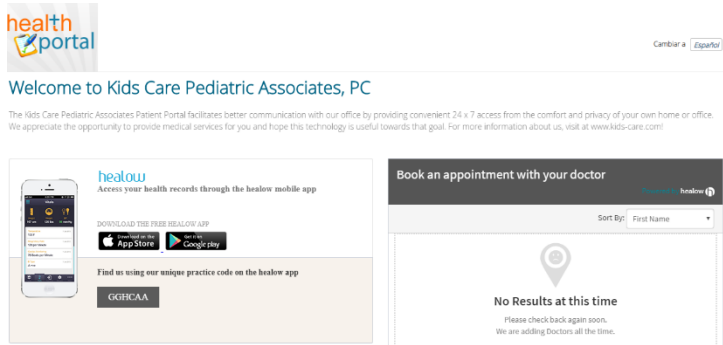


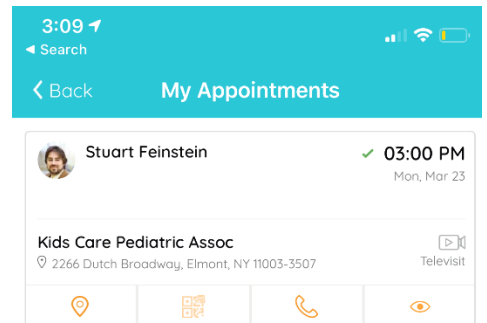
TeleVisit Instructions

- 1) The office has to make the appt for the TeleVisit for you. Please call and schedule the call.
- 2) THEN
- 3) You must have logged into your Patient Portal at least once and have downloaded either the Healow or Healow Kids App
 - a. If you haven't, go to Kids-Care.com, click on the health portal link and follow the instructions to log in or register.

Patient Login



- 4) Afterwards, download the Healow or HK app on your phone.
- 5) After you have done this, go to the Healow app and log in. You will see your Appointment tab in orange/red.
- 6) Click on the orange tab, and then click on the providers name/appt on top of the next screen.



- 7) The next window that opens will be the start of the televisit. Click on the bottom where it says **START Televisit**.
- 8) Answer the questionnaires, then **SUBMIT**, enter the **VITALS**, then **SUBMIT**, then click **Start/Connect** to begin session.

Please wait for the provider to connect with you. This may take a few minutes.

Thanks.

